

Ohio College Preparatory School

K-8

Ashley Hall-Green, Principal

21100 Southgate Park Blvd, Maple Heights, OH 44137

Phone: (216) 453-4550

Website: www.ohiocollegeprep.org

Sponsored By: Ohio Council of Community Schools (OCCS)

2018-2019 Annual Report



Educational Approach:

1. Individualized Learning Plan for all scholars.
2. High expectations for student achievement.
3. Safe and secure learning environment.
4. Integrated technology to advance achievement.
5. Collaborative relationships with parents and community.

Academic Measures:

NWEA MAP—This assessment is taken by all scholars in grades K-8. The scholars test in reading and math and teachers analyze this data, create groups, and differentiate within their classrooms.

i-Ready—A computer assessment for scholars in grades K-8 in reading and math. Teachers use this data to plan daily instruction and is used daily by all scholars.

DIBELS—Scholars in grades K-2 participate to assess level of literacy skills for each scholar.

ORF (Oral Reading Fluency) - Scholars from grade 2-8 participate using a grade level text that is timed for one minute to see how many words per minute the scholar is able to read.

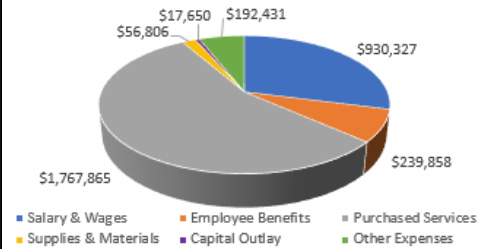
Diagnostic Screener—Ohio's diagnostic is given to scholars in grades K-3 as a measure of whether or not a scholar is on track in reading, writing, and math.

AIR State Assessment—Scholars in grade 3-8 are tested to assess mastery of Ohio's Learning Standards. The results are used to strengthen future instruction.

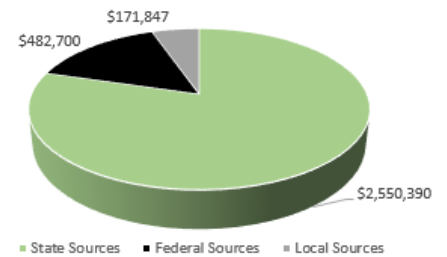
Curriculum:

Reading and Math followed Engage New York as our curriculum for all grades K-8. Science utilized Glencoe resources throughout the school year.

Expenses




Revenues




Grade	Math	Reading
Kindergarten	43%	49%
First Grade	58%	48%
Second Grade	57%	52%
Third Grade	58%	68%
Fourth Grade	52%	54%
Fifth Grade	55%	35%
Sixth Grade	46%	40%
Seventh Grade	50%	41%
Eighth Grade	55%	55%

Our mission is to prepare students for a college preparatory high school that will ensure success and graduation from a four year college.



iReady:

Annual Typical Growth Percentage Met



School Board:

Brian Kenderes, Chairman
Robert Parina, Board Member
Audra Jones, Board Member
Courtney Perry, Board Member
Kevin Ray, Board Member



Sponsor Statement Ohio Council of Community Schools

(OCCS) uses various methods to evaluate the school's performance including published tests and other academic scores such as the Ohio Department of Education Local Report Card and supporting data. OCCS regional representatives visit our partner schools regularly ensuring compliance with federal, state, and contractual requirements. The results of this monitoring for the 2019-2020 school year are published in the 2019 Ohio Council of Community Schools Annual Report, available after November 30 at www.ohioschools.org.

Staff:

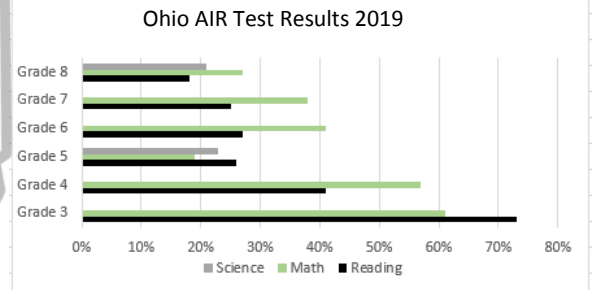
General Education Teachers: 11
Special Education Teachers: 2
Specials Teachers: 1

Students:

Enrolled: 297
Black, Non-Hispanic; 94.9%
Students with Disabilities: 17.4%
Economic Disadvantaged: 100%
Attendance Rate: 87.8%
Chronic Absenteeism: 53.6%

Achievement—F
Progress—B
Gap Closing—B
K-3 Literacy—C
Overall Grade—C

Ohio local report cards reflect academic achievement and progress to identify and address strengths and weaknesses.



Community Service Committee helps students to understand the importance of giving back to the community that pours out so much love and support for them.

Parent Connection Group is comprised parents and grandparents who meet monthly in order to ensure that parental involvement remains visible and strong.

The Special Events Committee ensures that students are able to come to school and participate in extra-curricular activities that make coming to school fun!

Highlights: