



Ohio College Preparatory School serves students in Maple Heights and surrounding communities, creating an engaging learning environment that accelerates achievement without losing sight of student well-being and personal development.



The school provides a standards-based curriculum enriched with education technology to accelerate student learning and readiness. In addition to core classes, students participate in Physical Education and Art during the day. Students also have a daily intervention block that provides targeted and individualized instruction. The school culture promotes high expectations for both academics and behavior with numerous opportunities for students to participate in sports and school activities.

MISSION STATEMENT

To prepare students for a college preparatory high school that will ensure success and graduation from a four year college.

GRADES SERVED

K - 8

AVERAGE DAILY ENROLLMENT

262

PRINCIPAL

Nova O'Callaghan

REGIONAL VICE PRESIDENT

Debroah Mays

SCHOOL YEAR OPENED

2012-13

MANAGED BY ACCEL SINCE

2017-18

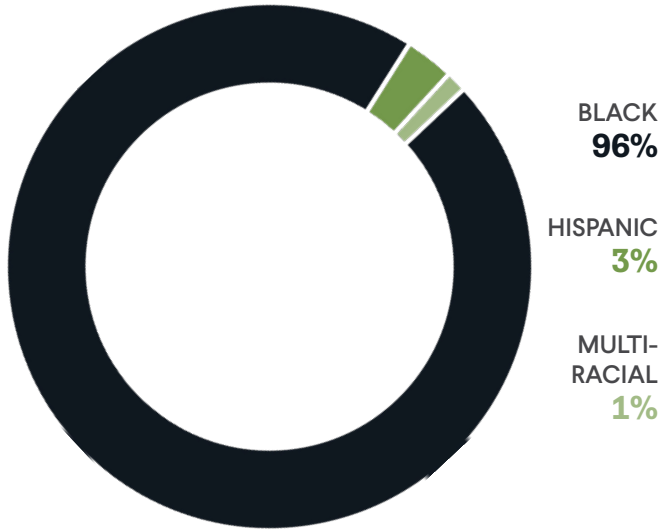
AUTHORIZER

**Ohio Council of
Community Schools**

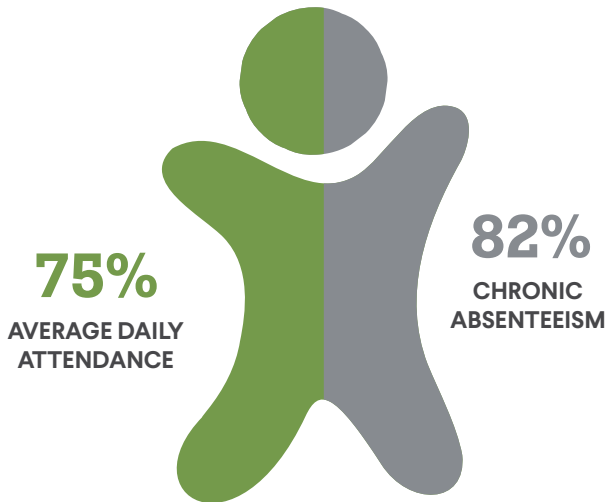
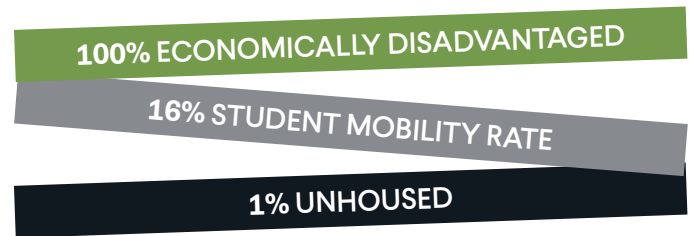
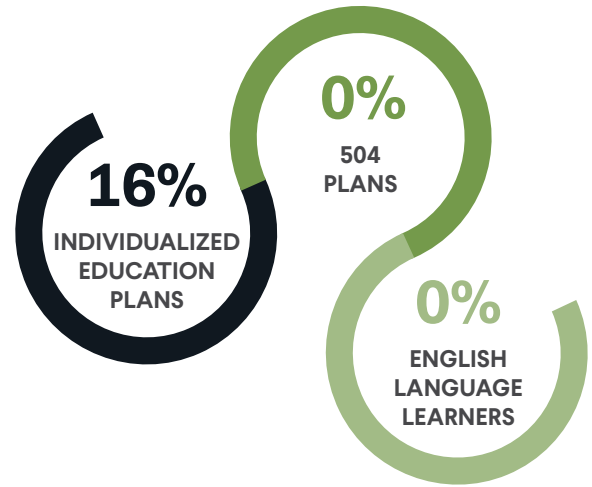


2021-22
ANNUAL REPORT

STUDENT DEMOGRAPHICS



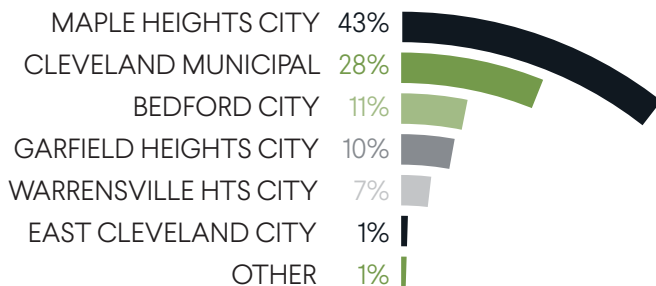
SPECIAL POPULATIONS



HIGHLIGHTS

- Rated 3 stars in Progress for meeting state expectations in student academic growth
- Campus Improvements: new flooring, paint, updated restrooms & signage
- New Program Implementation:
 - Summer School provided academic intervention for 3rd graders transitioning to 4th grade
- Provided 1134 instructional hours, 19% more than the Ohio requirement for charter schools
- Achieved budget surplus in Fiscal Year 2022
- Full day Kindergarten for students who turn five years old by Oct. 1
- Well-rounded education that includes Social-Emotional Learning, Art, PE & Music
- Instruction tailored to each student through individualized learning plans
- Extracurricular activities include Junior Cavs Basketball & Cheer (Middle School)
- Memorable school traditions such as Trunk or Treat, Donuts with Grownups, Middle School Dances & Summer Basketball Tournament
- Free after school tutoring, Saturday school, and summer programs
- Free breakfast & lunch
- Accredited by Cognia™

DISTRICTS OF RESIDENCE



INSTRUCTIONAL & SUPPORT STAFF



STATE REPORT CARD

PERFORMANCE INDEX SCORE 50.1	ACHIEVEMENT COMPONENT ★
PROGRESS COMPONENT ★★★	THIRD GRADE READING GUARANTEE PROFICIENCY 40.7% PROMOTION TO GRADE 4 69.2%



ACADEMIC PROGRESS

Through a well-rounded curriculum that engages students, instructional hours above state requirements, and a free summer school, Ohio College Preparatory School is undergoing steady academic recovery since the pandemic. The school met state expectations for student academic growth (3 Stars, Progress) and increased its Performance Index (PI) score by 7%. Additionally, 72% of second graders, 58% of sixth graders, and 65% of eighth graders achieved annual typical growth in English Language Arts as measured by i-Ready. 59% of second graders and 55% of eighth graders also achieved annual typical growth in Math.

YOY GROWTH IN PERFORMANCE INDEX SCORE



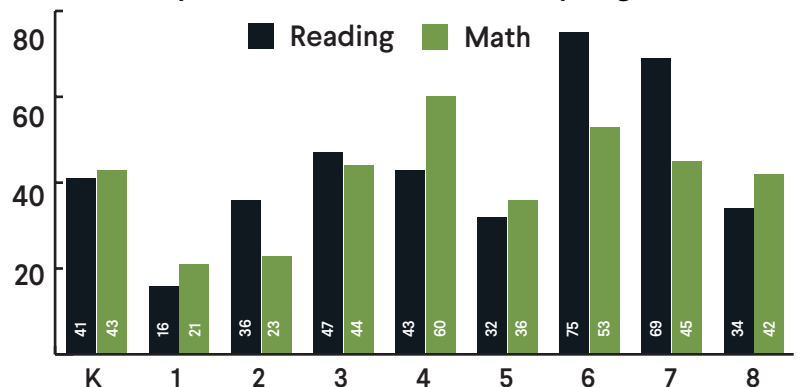
PROGRESS COMPONENT RATINGS BY SUBJECT & GRADE LEVEL

	ELA	Math	Science
4th Grade	Met	Exceeded	Not Available
5th Grade	Met	Met	Less Growth
6th Grade	Met	Met	Not Available
7th Grade	Met	Exceeded	Not Available
8th Grade	Met	Met	Met

- Exceeded: Students significantly exceeded state expectations in academic growth
- Met: Students met state expectations in academic growth
- Less Growth: Students made less academic growth than state expected
- Not Available: Value Added data is not available

AVERAGE ANNUAL GROWTH IN READING & MATH

i-Ready Assessment, Fall 2021 to Spring 2022





KEVIN M. RAY
SCHOOL BOARD PRESIDENT

BRIAN KENDERES
VICE PRESIDENT

COURTNEY W. PERRY
SECRETARY

LAURIE A. MURPHY
DIRECTOR

CONTAE BENTLEY
DIRECTOR



AUTHORIZED BY

Ohio Council of Community Schools (OCCS) uses various methods to evaluate the school's performance including published tests and other academic scores such as the Ohio Department of Education Local Report Card and supporting data. OCCS regional representatives visit our partner schools regularly ensuring compliance with federal, state, and contractual requirements. The results of this monitoring for the 2021-2022 school year are published in the 2021-2022 Ohio Council of Community Schools Annual Report, available after November 30 at www.ohioschools.org.



FINANCIAL DATA

State Sources	2,617,523
Federal Sources	1,213,820
Local Sources	46,243
TOTAL REVENUES	\$3,877,586

Salaries & Wages	849,763
Employee Benefits	255,293
Purchased Services	1,977,083
Supplies & Materials	152,065
Capital Outlay	67,144
Other Expenses	65,734
TOTAL EXPENSES	\$3,367,082

At time of publication, 2022 fiscal year data was not available from the Ohio Auditor of State. For updated information visit: www.auditor.state.oh.us

