



Ohio College Preparatory School serves students in Maple Heights and surrounding communities, creating an engaging learning environment that accelerates achievement without losing sight of student well-being and personal development.

The school provides a standards-based curriculum enriched with education technology to accelerate student learning and readiness. In addition to core classes, students participate in Physical Education and Art during the day. Students also have a daily intervention block that provides targeted and individualized instruction. The school culture promotes high expectations for both academics and behavior with numerous opportunities for students to participate in sports and school activities.

MISSION STATEMENT

To prepare students for a college preparatory high school that will ensure success and graduation from a four year college.



GRADES SERVED

K - 8

PRINCIPAL

Nova O'Callaghan

REGIONAL VICE PRESIDENT

Debroah Mays

SCHOOL YEAR OPENED

2012-13

MANAGED BY ACCEL SINCE

2017-18

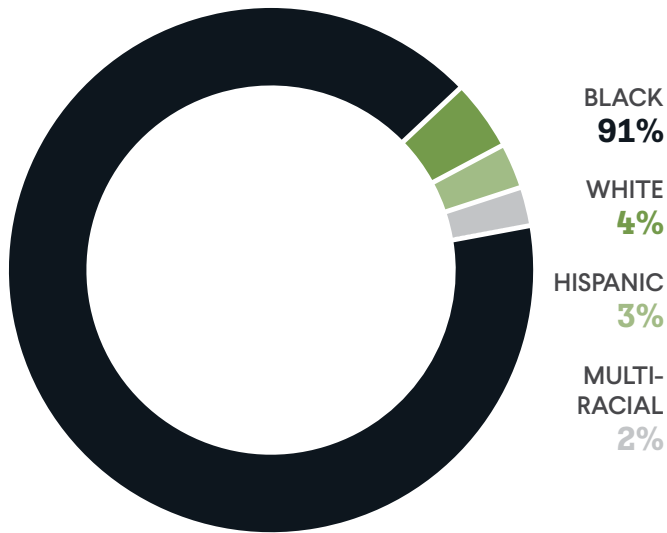
AUTHORIZER

**Ohio Council of
Community Schools**



2022-23
ANNUAL REPORT

STUDENT DEMOGRAPHICS



213

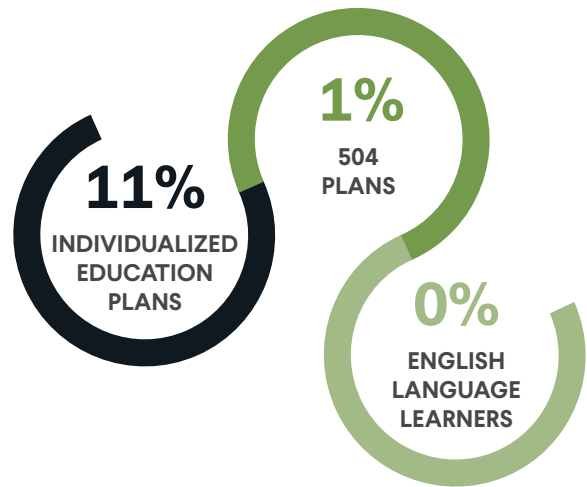
AVERAGE DAILY ENROLLMENT

83%

AVERAGE DAILY ATTENDANCE



SPECIAL POPULATIONS



100% ECONOMICALLY DISADVANTAGED

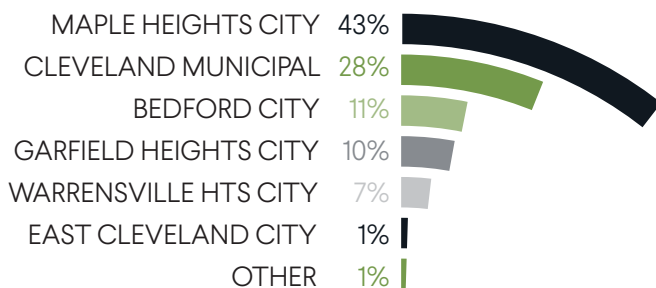
28% STUDENT MOBILITY RATE

2% UNHOUSED

HIGHLIGHTS

- Rated 3.5 stars Overall for meeting state standards at a high level
- Rated 4 stars on Progress for exceeding state expectations for student growth
- Rated 5 stars on Gap Closing for significantly exceeding state standards in closing educational gaps
- Achieved a 16% year-over-year performance increase
- Provided 1026 instructional hours, 12% more than the Ohio requirement for charter schools
- Received an ACCEL Schools award for Outstanding Student Progress
- Campus improvements included new paint in foyer, new signage & new first-floor flooring
- Added additional security cameras and Eagle Eye Network security monitoring
- Purchased new Chromebooks for 1:1 computer program
- Added the Dancing Classrooms curriculum in Grade 5 which teaches communication, social awareness, confidence, and self-esteem through social dance
- Hosted a successful 4-week summer school focusing on reading (ELA) and math instruction, social and emotional learning (SEL), and extracurricular options such as STEM, physical education, and the arts; 30 students participated with almost 100% attendance daily
- Enhanced PBIS program implementation with celebrations of student recognition including Student of the Month, "Wall of Fame," PRIDE Days & Merit Store

DISTRICTS OF RESIDENCE



INSTRUCTIONAL & SUPPORT STAFF



STATE REPORT CARD

PERFORMANCE INDEX SCORE 58.4	OVERALL RATING ★★★★☆
ACHIEVEMENT COMPONENT ★★	PROGRESS COMPONENT ★★★★★
GAP CLOSING COMPONENT ★★★★★	EARLY LITERACY COMPONENT ★★




ACADEMIC PROGRESS

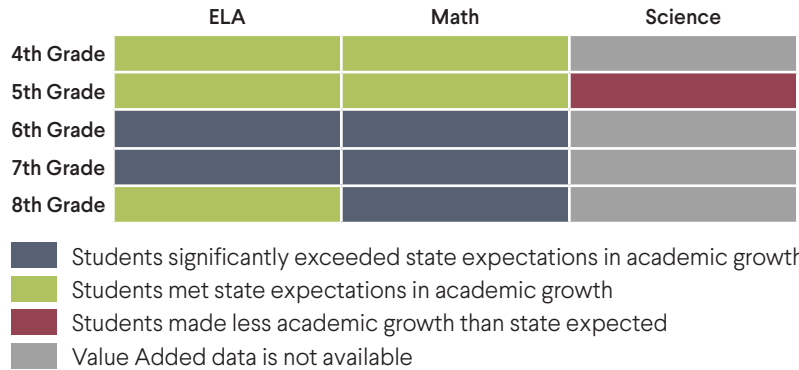
Through a well-rounded curriculum that engages students, instructional hours above state requirements, and targeted interventions, Ohio College Preparatory School increased the pace of academic recovery since the pandemic. The school exceeded state expectations for student academic growth (4 Stars, Progress) and increased its Performance Index (PI) score by over 16%.

Additionally, according to i-Ready results, 41% of students met the average growth level in Math for their grade level, with 83% growth being the average. Middle school students in Grade 6-8 performed exceptionally well with over 100% progress made in Grades 6-7 and over 200% progress made in Grade 8. Similarly, 44% of students met the average growth level in Reading for their grade level, with 82% growth being the average. Students in Grades 6 and 8 achieved over 100% progress.

YOY PERFORMANCE INDEX SCORE

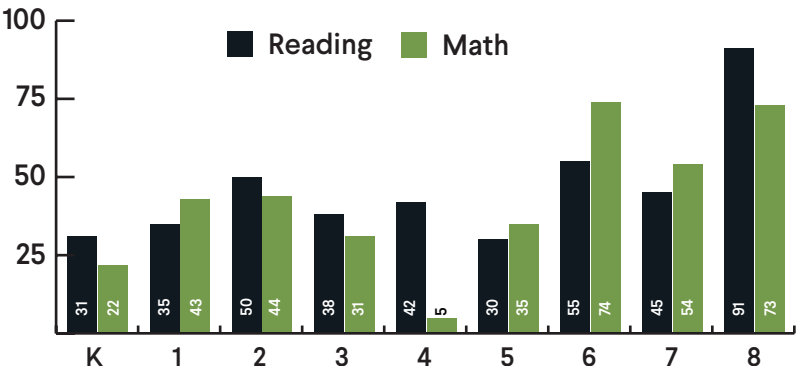


PROGRESS COMPONENT RATINGS BY SUBJECT & GRADE LEVEL



AVERAGE ANNUAL GROWTH IN READING & MATH

i-Ready Assessment, Fall 2022 to Spring 2023





SCHOOL BOARD PRESIDENT
COURTNEY PERRY


VICE PRESIDENT
BRIAN KENDERES

BOARD MEMBERS
CARLA SAUNDERS
LAURIE A. MURPHY
CONTAE BENTLEY
JENNIFER LASTERY
ARIEL WATTS



AUTHORIZED BY

Ohio Council of Community Schools (OCCS) uses various methods to evaluate the school's performance including published tests and other academic scores such as the Local Report Card produced by the state of Ohio and other supporting data. OCCS regional representatives visit our partner schools regularly ensuring compliance with federal, state, and contractual requirements. The results of this monitoring for the 2022-2023 school year are published in the 2022-2023 Ohio Council of Community Schools Annual Report, available after November 30 at www.ohioschools.org.



FINANCIAL DATA

State Sources	2,210,313
Federal Sources	1,665,181
Local Sources	0
TOTAL REVENUES	\$3,875,495

Salaries & Wages	1,021,161
Employee Benefits	294,054
Purchased Services	2,141,992
Supplies & Materials	191,765
Capital Outlay	133,348
Other Expenses	72,386
TOTAL EXPENSES	\$3,854,707

At time of publication, 2023 fiscal year data was not available from the Ohio Auditor of State. For updated information visit:
www.auditor.state.oh.us